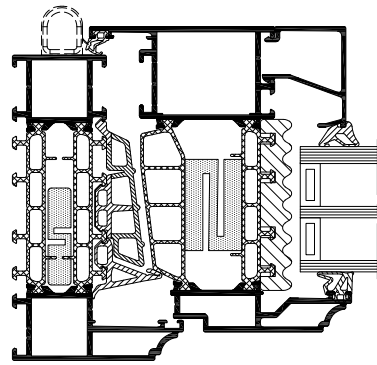
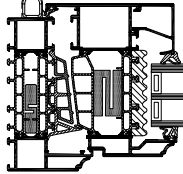


MASTERLINE 10-HI WINDOW RENAISSANCE INWARD


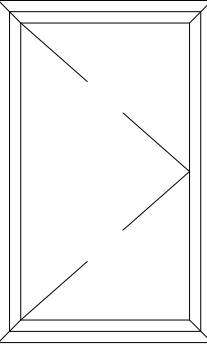

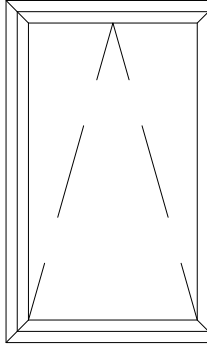
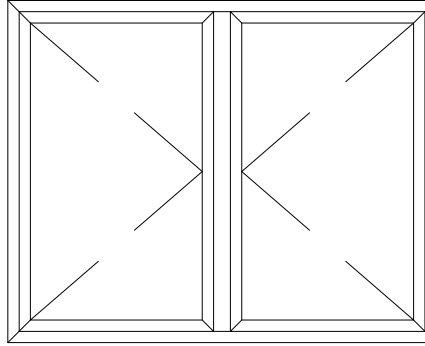
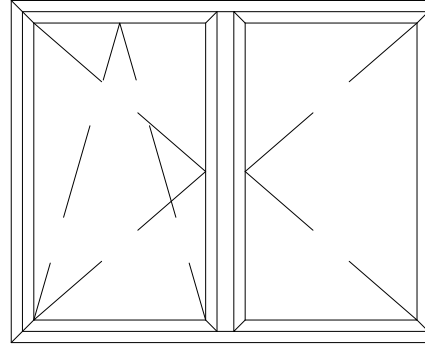
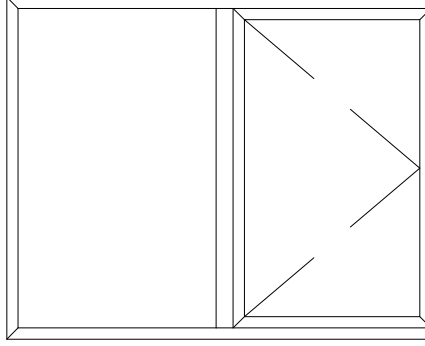
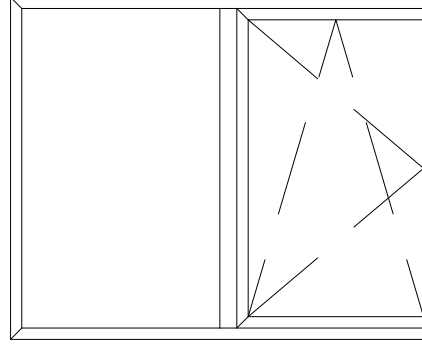








MASTERLINE 10-HI GETEKEND
MASTERLINE 10-HI DESSINE
MASTERLINE 10-HI DRAWN
MASTERLINE 10-HI GEZEICHNET



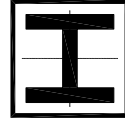
ISOLATIE VARIANT MASTERLINE 10
ISOLATION VARIANTE MASTERLINE 10
INSULATION VARIANT MASTERLINE 10
ISOLATION VARIANTE MASTERLINE 10



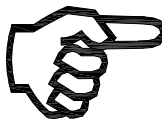
OVERZICHT OPENINGS TYPES
APERÇU TYPES D'OUVERTURE
OVERVIEW OPENING TYPES
ÜBERSICHT ÖFFNUNGSARTEN

VAST RAAM FENETRE FIXE FIXED WINDOW FESTVERGLASUNG	OPENGAAND RAAM FENETRE OUVRANT OPENING WINDOW AUFGEHENDES FENSTER	STOLPRAAM FENETRE DOUBLE OUVRANTE DOUBLE CASEMENT WINDOW STULP-DREHFENSTER	SAMENGESTELD RAAM FENETRE COMPOSEE COMBINED WINDOW KOMBINIERTE VERGLASUNG
	  	 	 
 1a	 2a  2a  2a	 3a  3a	 4a  4a

PROFIELOVERZICHT
APERÇU DES PROFILES
PROFILE OVERVIEW
PROFILUEBERSICHT



HULPPROFIELEN
PROFILES DE RACCORDEMENT
ADDITIONAL PROFILES
ZUSATZPROFILE



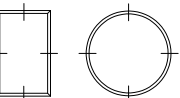
... .dwg

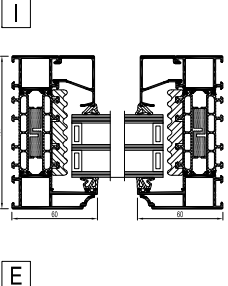
BOUWAANSLUITINGEN
RACCORDEMENTS AU BATIMENT
BUILDING CONNECTIONS
BAUANSCHLUESSE

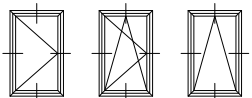


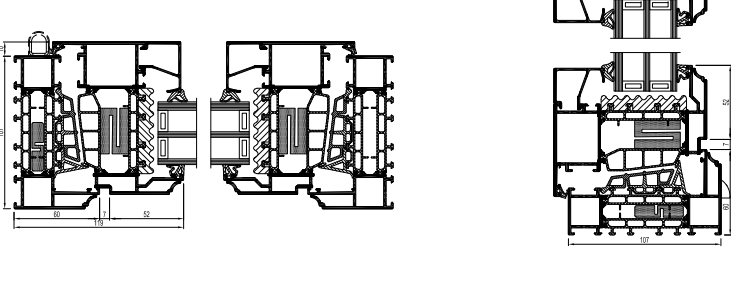
... .dwg

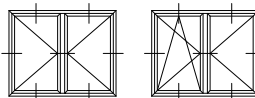
(*) BUITENBEGLAZING
VITRAGE EXTERIEUR
OUTER GLAZING
AUSSENVERGLASUNG

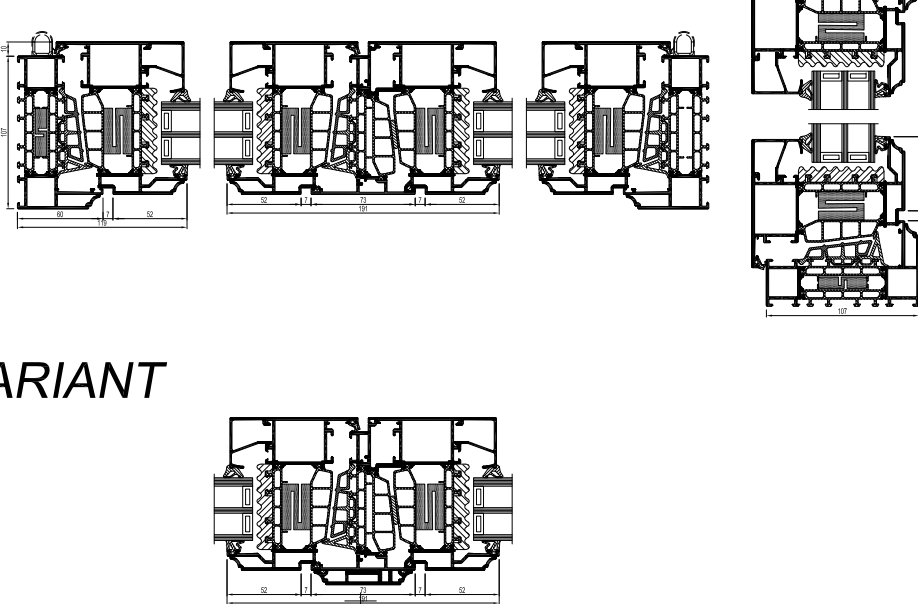
1a



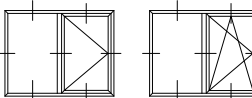
2a

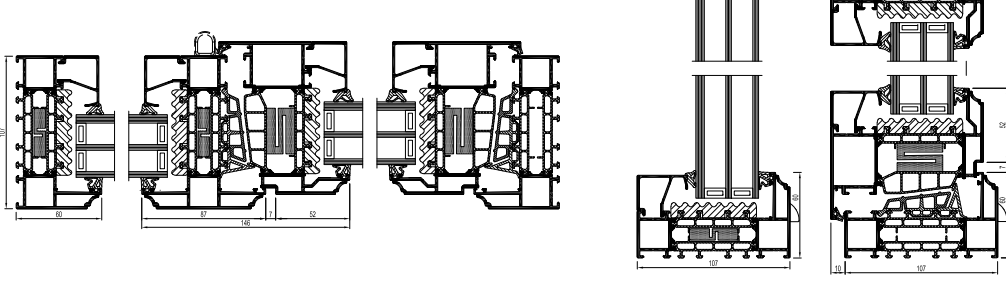


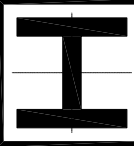
3a



VARIANT

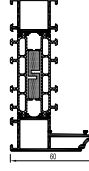
4a



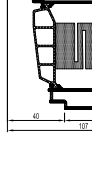
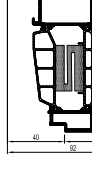
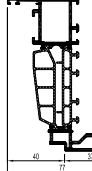


PROFIELOVERZICHT
APERÇU DES PROFILES
PROFILE OVERVIEW
PROFILUEBERSICHT

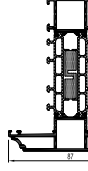
BUITENKADER
DORMANT
OUTER FRAME
BLENDRAHMEN




VLEUGEL
OUVRANT
VENT
FLEUGEL



T-PROFIEL
TRAVERSE
TRANSOM-MULLION
SPROSSE



STOLPPROFIEL
BATTEE CENTRALE FEN. DOUBLE OUVR.
DOUBLE CASEMENT PROFILE
STULPPROFIL



DE PROFIELKEUZE WORDT BEPAALD DOOR DE MAXIMALE AFMETINGEN EN HET MAXIMALE GEWICHT VAN HET ELEMENT.
NEEM CONTACT OP MET UW REYNAERS ALUMINIUM FABRIKANT OM DE JUISTE PROFIELKEUZE TE BEVESTIGEN.

LE CHOIX DU PROFILÉ EST DÉFINI PAR LES DIMENSIONS MAXIMALES ET LE POIDS MAXIMUM DE L'ÉLÉMENT.
VEUILLEZ CONTACTER VOTRE FABRICANT REYNAERS ALUMINIUM POUR CONFIRMER LE BON CHOIX DE PROFILÉ.

THE PROFILE SELECTION IS DEFINED BY THE MAXIMUM DIMENSIONS AND WEIGHT OF THE ELEMENT.
PLEASE CONTACT YOUR REYNAERS ALUMINIUM FABRICATOR TO CONFIRM THE RIGHT PROFILE SELECTION.

DIE PROFILAUSWAHL WIRD DURCH DIE MAXIMALEN ABMESSUNGEN UND DAS GEWICHT DES ELEMENTS DEFINIERT.
BITTE WENDEN SIE SICH AN IHREN REYNAERS ALUMINIUM HERSTELLER UM DEN RICHTIGEN PROFILAUSWAHL ZU BESTÄTIGEN.