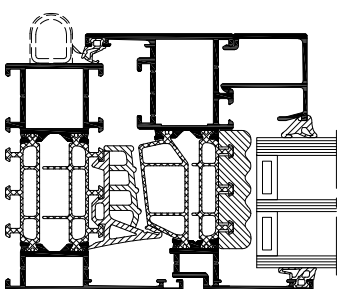


MASTERLINE 10-HI FUNCTIONAL WINDOW OUTWARD

MASTERLINE 8-HI GETEKEND
MASTERLINE 8-HI DESSINE
MASTERLINE 8-HI DRAWN
MASTERLINE 8-HI GEZEICHNET



ISOLATIE VARIANT MASTERLINE 8
ISOLATION VARIANTE MASTERLINE 8
INSULATION VARIANT MASTERLINE 8
ISOLATION VARIANTE MASTERLINE 8



MASTERLINE 8 STANDARD



MASTERLINE 8-HI

MASTERLINE 8-HI+

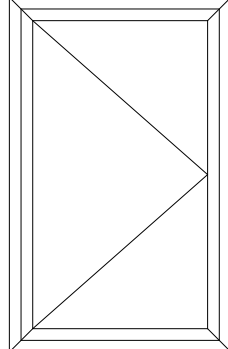
OVERZICHT OPENINGS TYPES
APERÇU TYPES D'OUVERTURE
OVERVIEW OPENING TYPES
ÜBERSICHT ÖFFNUNGSARTEN


VAST RAAM
FENETRE FIXE
FIXED WINDOW
FESTVERGLASUNG



 1a 1a

NAAR BUITEN OPENGAANDE RAMEN
FENETRE OUVRANT VERS L'EXTERIEUR
NACH AUSSEN OEFFNENDE FENSTER
NACH AUSSEN OEFFNENDE FENSTER



 2a

PROFIELOVERZICHT
APERÇU DES PROFILES
PROFILE OVERVIEW
PROFILUEBERSICHT


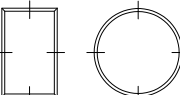



HULPPROFIELEN
PROFILES DE RACCORDEMENT
ADDITIONAL PROFILES
ZUSATZPROFILE

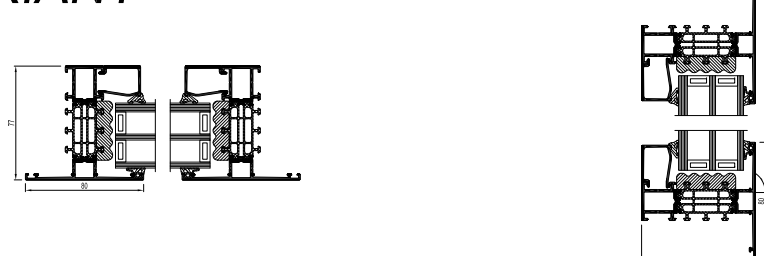
 Masterline 8 Window_Additional profiles.dwg


BOUWAANSLUITINGEN
RACCORDEMENTS AU BATIMENT
BUILDING CONNECTIONS
BAUANSCHLUESSE

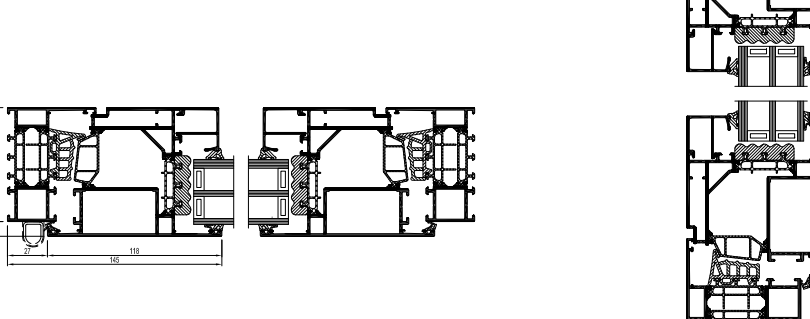
dwg

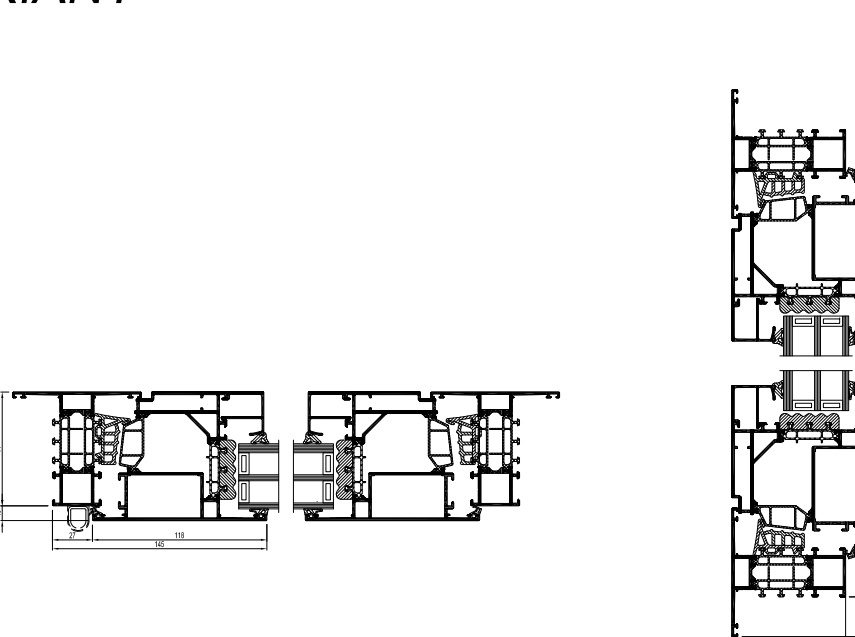
1a




VARIANT

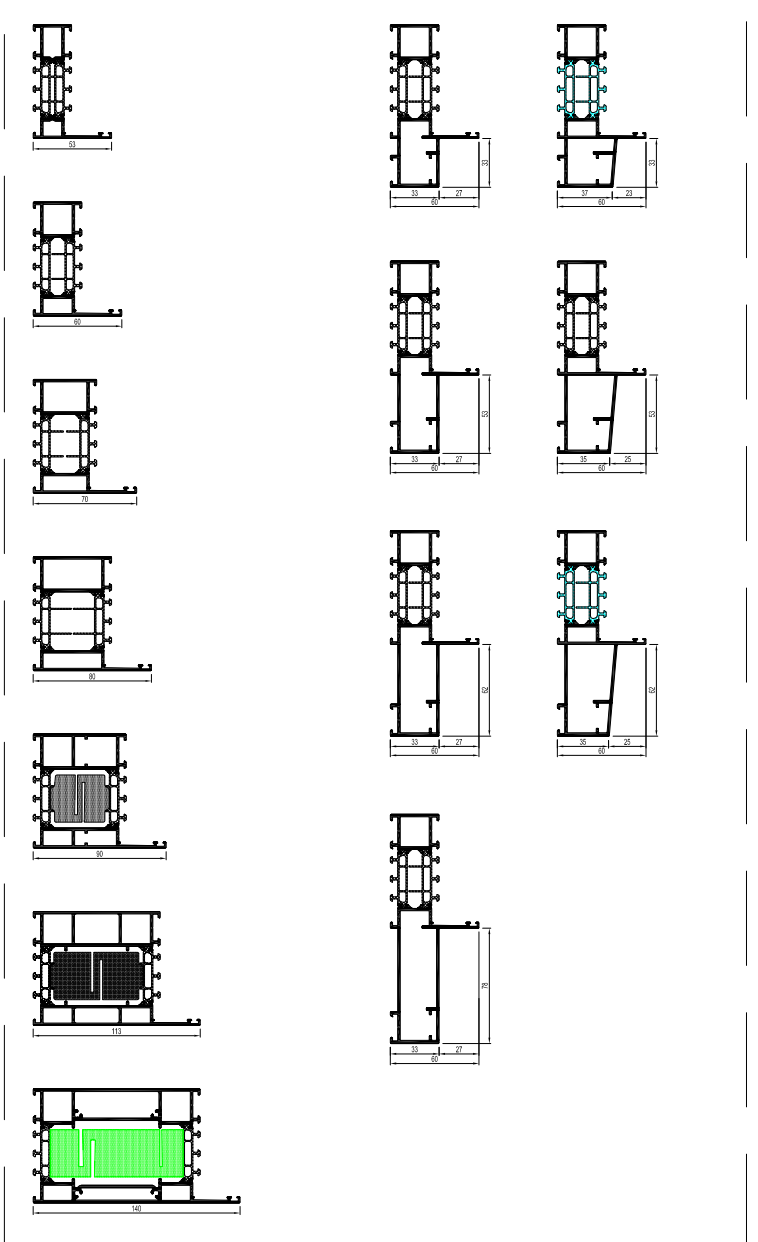
2a



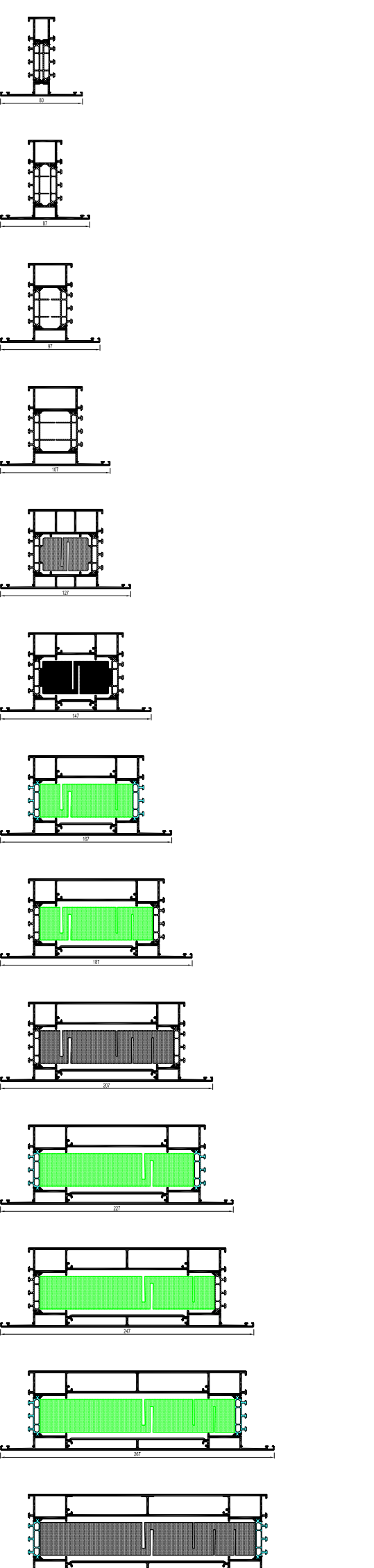
VARIANT

 PROFIELOVERZICHT
APERÇU DES PROFILES
PROFILE OVERVIEW
PROFILUEBERSICHT

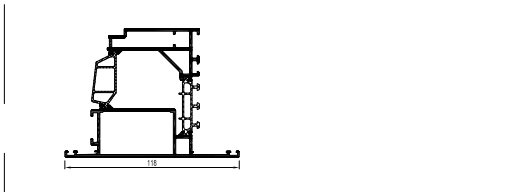
BUITENKADER
DORMANT
OUTER FRAME
BLENDRAHMEN



T-PROFIEL
TRAVERSE
TRANSOM-MULLION
SPROSSE



VLEUGEL NAAR BUITENDRAAIEND
OUVRANT VERS L'EXTERIEUR
VENT OUTWARD OPENING
FLÜGEL NACH AUSSEN OEFFNEND



DE PROFIELKEUZE WORDT BEPAALD DOOR DE MAXIMALE AFMETINGEN EN HET MAXIMALE GEWICHT VAN HET ELEMENT.
NEEM CONTACT OP MET UW REYNAERS ALUMINIUM FABRIKANT OM DE JUISTE PROFIELKEUZE TE BEVESTIGEN.

LE CHOIX DU PROFILÉ EST DÉFINI PAR LES DIMENSIONS MAXIMALES ET LE POIDS MAXIMUM DE L'ÉLÉMENT.
VEUILLEZ CONTACTER VOTRE FABRICANT REYNAERS ALUMINIUM POUR CONFIRMER LE BON CHOIX DE PROFILÉ.

THE PROFILE SELECTION IS DEFINED BY THE MAXIMUM DIMENSIONS AND WEIGHT OF THE ELEMENT.
PLEASE CONTACT YOUR REYNAERS ALUMINIUM FABRICATOR TO CONFIRM THE RIGHT PROFILE SELECTION.

DIE PROFILAUSWAHL WIRD DURCH DIE MAXIMALEN ABMESSUNGEN UND DAS GEWICHT DES ELEMENTS DEFINIERT.
BITTE WENDEN SIE SICH AN IHREN REYNAERS ALUMINIUM HERSTELLER UM DEN RICHTIGEN PROFILAUSWAHL ZU BESTÄTIGEN.