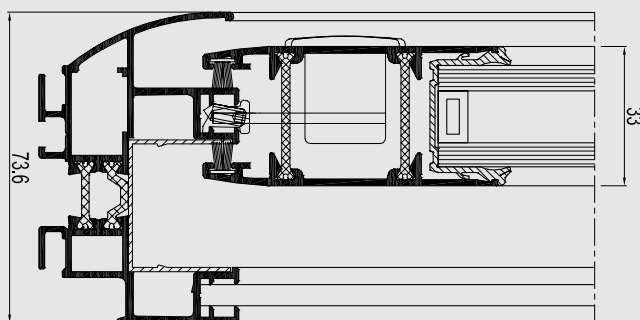




# CP 50

Discrete functionality

**R**  
REYNAERS  
aluminium







The CP 50 is an insulated sliding system that has been designed to respond to new demands for insulation, aesthetics and security. The outer rail has 2 main advantages: invisible drainage from the outside and discrete water channeling on the inside. Frame and vent are designed in softline look.

## TECHNICAL CHARACTERISTICS

Style variants		2-RAIL	3-RAIL
Visible width / height	Frame	47.2 mm	47.2 mm
	Horizontal vent	67.3 mm	67.3 mm
	Vertical vent	69.7 mm	69.7 mm
	T-profile	64.5 mm	64.5 mm
	Meeting section	34 mm	34 mm
Overall system depth window	Frame	50 mm	92.4 mm
	Vent	33 mm	33 mm
Rebate height		18 mm	18 mm
Glass thickness		6/24/25/26 mm	6/24/25/26 mm
Glazing method		with EPDM in accordance with the envelope principle	
Thermal insulation		16 mm, 26 mm and 30 mm fibreglass reinforced polyamide strips	

## PERFORMANCES

ENERGY												
	Thermal Insulation <sup>(1)</sup> EN 10077-2	Uf-value between 3.4 W/m²K and 4.9 W/m²K, depending on the frame/vent combination										
COMFORT												
	Air tightness, max. test pressure <sup>(2)</sup> EN 1026; EN 12207	1 (150 Pa)		2 (300 Pa)		3 (600 Pa)		4 (600 Pa)				
	Water tightness <sup>(3)</sup> EN 1027; EN 12208	1A (0 Pa)	2A (50 Pa)	3A (100 Pa)	4A (150 Pa)	5A (200 Pa)	6A (250 Pa)	7A (300 Pa)	8A (450 Pa)	9A (600 Pa)	E (>600 Pa)	
	Wind load resistance, max. test pressure <sup>(4)</sup> EN 12211; EN 12210	1 (400 Pa)		2 (800 Pa)		3 (1200 Pa)		4 (1600 Pa)		5 (2000 Pa)		Exxx (> 2000 Pa)
	Wind load resistance to frame deflection <sup>(4)</sup> EN 12211; EN 12210	A (≤1/150)				B (≤1/200)			C (≤1/300)			

This table shows possible classes and values of performances. The values indicated in red are the ones relevant to this system.

- (1) The Uf-value measures the heat flow. The lower the Uf-value, the better the thermal insulation of the frame.  
 (2) The air tightness test measures the volume of air that would pass through a closed window at a certain air pressure.  
 (3) The water tightness testing involves applying a uniform water spray at increasing air pressure until water penetrates the window.  
 (4) The wind load resistance is a measure of the profile's structural strength and is tested by applying increasing levels of air pressure to simulate the wind force. There are up to five levels of wind resistance (1 to 5) and three deflection classes (A,B,C). The higher the number, the better the performance.



REYNAERS ALUMINIUM NV/SA • t. +32 15 30 85 00 • [www.reynaers.com](http://www.reynaers.com) • [info@reynaers.com](mailto:info@reynaers.com)

02/2011 - 0H0.21C2.00 - Publisher Responsible at Law: A. de Cordes, Oude Liersebaan 266, B-2570 Duffel

